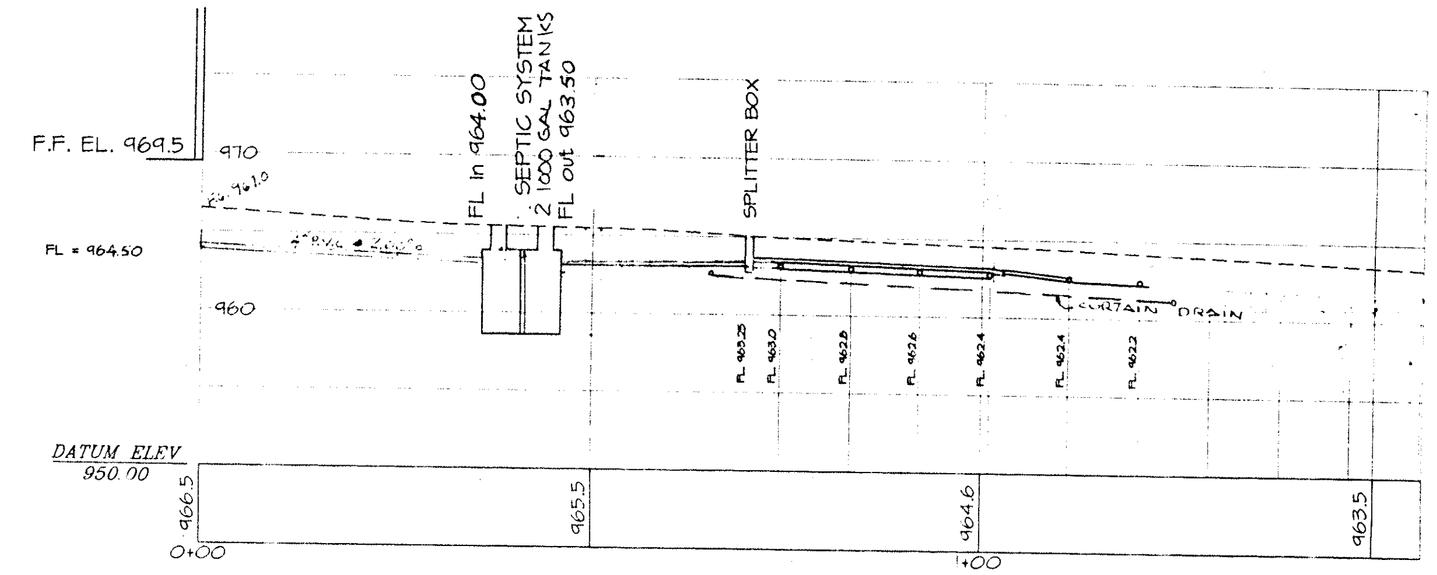

SEPTIC PROFILE

N.T.S.



S/L 35

Curtain Drain

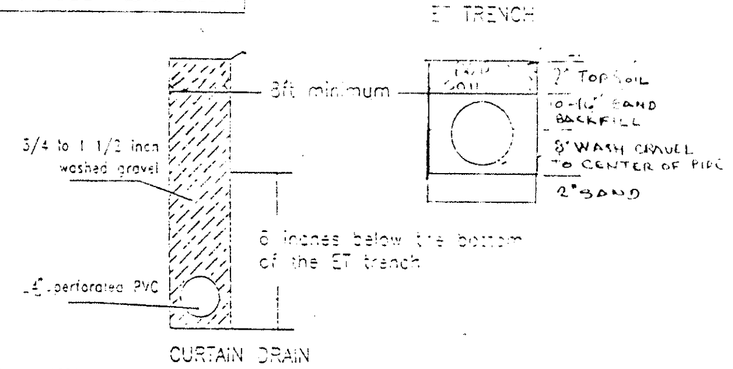

ADDITONAL NOTES:

- Minimum width of trench for curtain drain to be 12 inches
- Minimum slope of curtain drain will be 5 inches in 10 feet
- The curtain drain will have an inspection port at the collection point of all four lines
- The outlet of the curtain drain will be protected from the entrance of small animals
- This design is for fields with a maximum width of 56 feet including curtain drains. When width exceeds 56 feet, differential between trenches will be increased to 2.5 feet

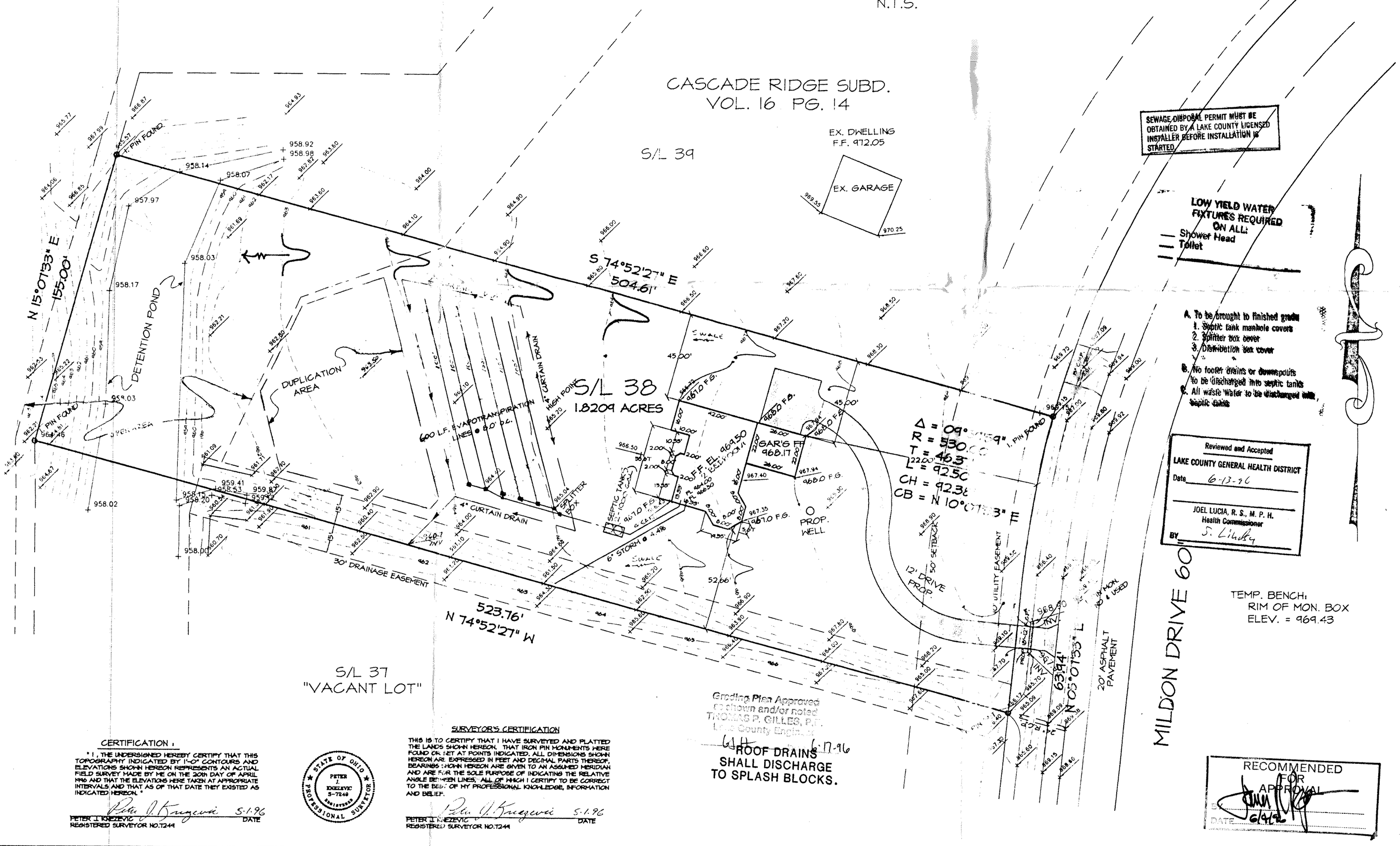

CERTIFICATION :

" I, THE UNDERSIGNED HEREBY CERTIFY THAT THIS TOPOGRAPHY INDICATED BY 1'-0" CONTOURS AND ELEVATIONS SHOWN HEREON REPRESENTS AN ACTUAL FIELD SURVEY MADE BY ME ON THE 20th DAY OF APRIL 1995 AND THAT THE ELEVATIONS HERE TAKEN AT APPROPRIATE INTERVALS AND THAT AS OF THAT DATE THEY EXISTED AS INDICATED HEREON. "

Peter J. Knezevic 5-1-96
PETER J. KNEZEVIC DATE
REGISTERED SURVEYOR NO.7244

STATE OF OHIO — PETER J. KNEZEVIC 5-7246 — PROFESSIONAL SURVEYOR

SURVEYOR'S CERTIFICATION

THIS IS TO CERTIFY THAT I HAVE SURVEYED AND PLATTED THE LANDS SHOWN HEREON. THAT IRON PIN MONUMENTS HERE FOUND OR SET AT POINTS INDICATED. ALL DIMENSIONS SHOWN HEREON ARE EXPRESSED IN FEET AND DECIMAL PARTS THEREOF. BEARINGS SHOWN HEREON ARE GIVEN TO AN ASSUMED MERIDIAN AND ARE FOR THE SOLE PURPOSE OF INDICATING THE RELATIVE ANGLE BETWEEN LINES. ALL OF WHICH I CERTIFY TO BE CORRECT TO THE BEST OF MY PROFESSIONAL KNOWLEDGE, INFORMATION AND BELIEF.

Peter J. Knezevic 5-1-96
PETER J. KNEZEVIC DATE
REGISTERED SURVEYOR NO.7244

GRAPHIC SCALE

30 0 15 30 60 120

Rev. No.	Description	Date	By	CH'K'D
"1"	REVISED SEPTIC LAYOUT	D.R.G.	5/20/96	
"2"	" " "	P.J.K.	5/29/96	

Drawn By D.G.
Filename:
Checked By P.J.K.

SITE PLAN

Scale:
HORIZ 1" = 30'
VERT