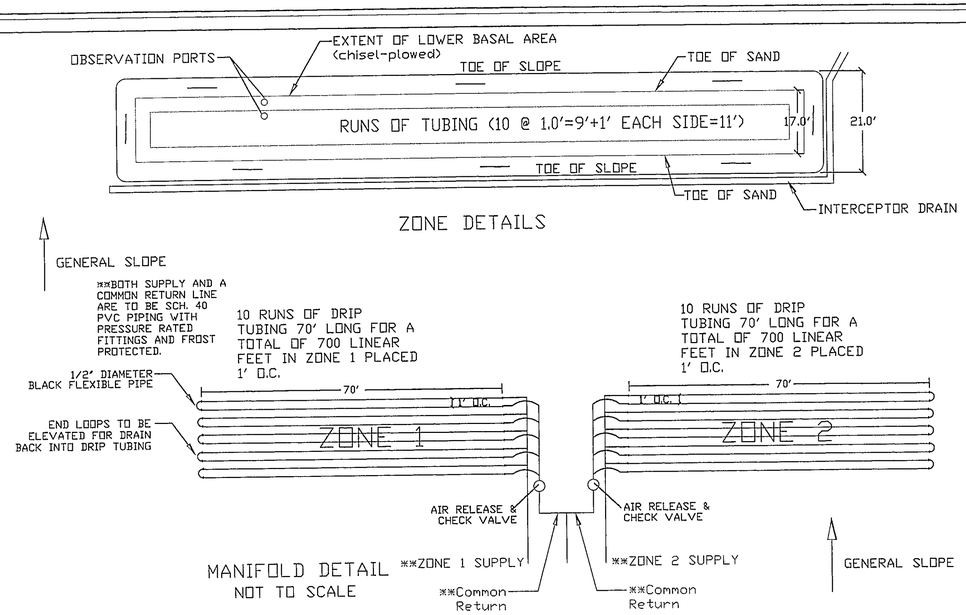

TITLE:	ZONE LAYOUT DRIP MOUND INSTALLATION
	Homeowner Location County, Ohio
DR. BY: RKM	Engineered By: StreamKey Engineered Plumbing & Wastewater Solutions 10515 Reading Road Cincinnati, OH 45241 513-792-1221
CK BY: EJK	
DATE:	
SCALE: None	
SHEET NO. / FILE:	

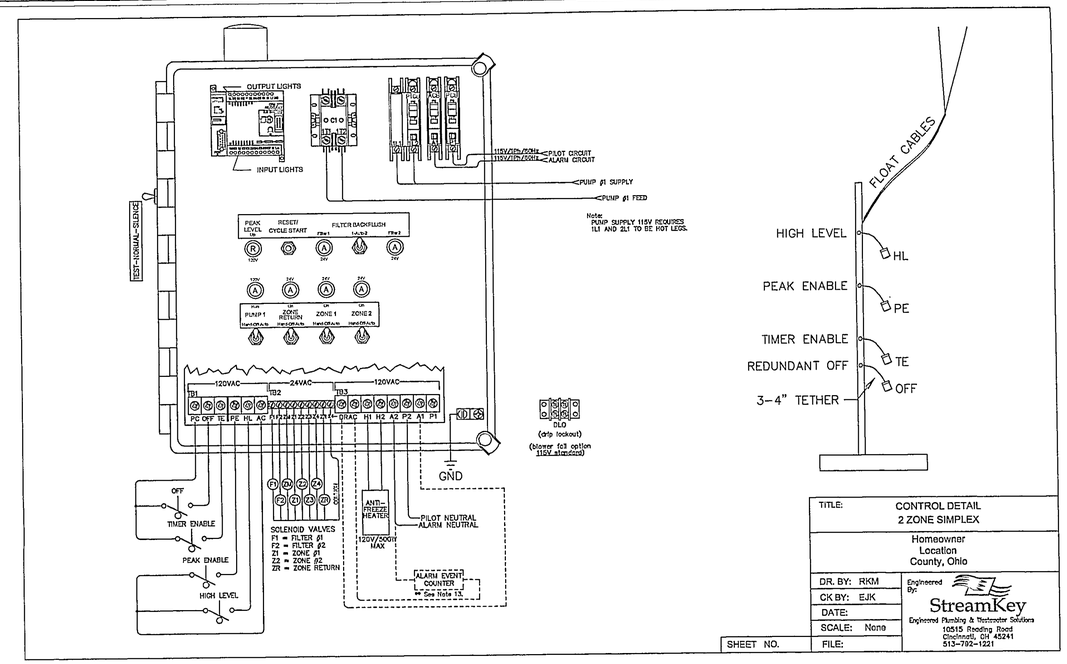

TITLE:	CONTROL DETAIL 2 ZONE SIMPLEX
	Homeowner Location County, Ohio
DR. BY: RKM	Engineered By: StreamKey Engineered Plumbing & Wastewater Solutions 10515 Reading Road Cincinnati, OH 45241 513-792-1221
CK BY: EJK	
DATE:	
SCALE: None	
SHEET NO. / FILE:	

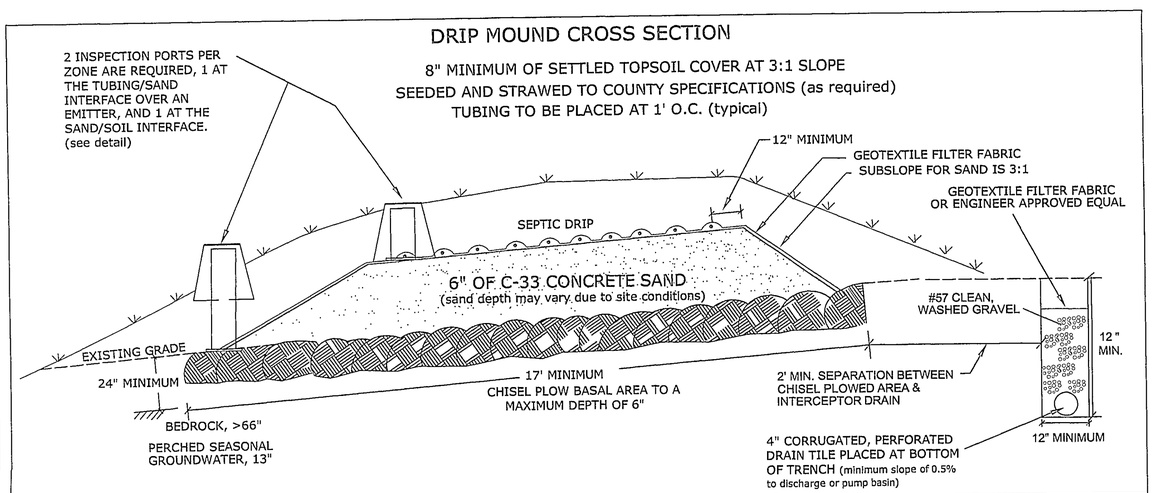

TITLE:	DRIP MOUND CROSS SECTION SLOPED SITE
	Homeowner Location County, Ohio
DR. BY: RKM	Engineered By: StreamKey Engineered Plumbing & Wastewater Solutions 10515 Reading Road Cincinnati, OH 45241 513-792-1221
CK BY: EJK	
DATE:	
SCALE: None	
SHEET NO. / FILE:	

GENERAL NOTES - DRIP DISPOSAL

1. ALL INSTALLATION AND CONSTRUCTION TECHNIQUES SHALL CONFORM TO COUNTY CODES AND OHIO DEPARTMENT OF HEALTH "SEWAGE TREATMENT SYSTEM RULES" PERTAINING TO ON-SITE SEWAGE SYSTEMS AND THE PERMIT FOR THIS SITE.
2. THE INSTALLATION OF THIS SYSTEM SHALL BE IN ACCORDANCE WITH SPECIFICATIONS AND PROCEDURES AS SUPPLIED BY THE MANUFACTURES OF THE EQUIPMENT.
3. ALL PVC PIPE AND FITTINGS SHALL BE PVC SCH 40 TYPE 1 RATED FOR PRESSURE APPLICATIONS. ALL GLUED JOINTS SHALL BE CLEANED AND PRIMED PRIOR TO BEING GLUED.
4. ALL CUTTING OF PVC PIPE, FLEXIBLE PVC AND DRIPPER TUBING SHALL BE ACCOMPLISHED WITH PIPE CUTTERS APPROVED BY MANUFACTUER. NO SAWING OF PVC, FLEXIBLE PVC OR DRIPPER TUBING IS ALLOWED.
5. ALL PVC PIPE, FLEXIBLE PVC AND DRIPPER TUBING IN THE WORK AREA SHALL HAVE THE ENDS COVERED WITH DUCT TAPE TO PREVENT CONSTRUCTION DEBRIS FROM ENTERING THE PIPE. PRIOR TO GLUING, ALL JOINTS SHALL BE INSPECTED FOR AND CLEARED OF ANY CONSTRUCTION DEBRIS.
6. NO WET WEATHER INSTALLATION IS PERMITTED.
7. NO ACTIVITY ON DRAINFIELD AREA NOR ON REPLACEMENT AREA OTHER THAN MINIMUM REQUIRED TO INSTALL SYSTEM. DO NOT PARK EQUIPMENT, DRIVE LARGE EQUIPMENT OVER, OR STORE MATERIALS ON DRAINFIELD NOR ON REPLACEMENT AREA SITE.
8. HORIZONTAL SPACING BETWEEN DRIPPER LINES AND THE INSTALLATION DEPTH SHALL BE AS SPECIFIED.
9. THE BUILDING SEWER SHALL BE 4" SCH 40 PVC WITH A MINIMUM SLOPE OF ¼" PER FOOT. THERE SHALL BE NO BENDS GREATER THAN 45 DEGREES. CLEANOUTS SHOULD BE PROVIDED EVERY 100 FEET. FOR CONSTRUCTION TECHNIQUES REFER TO THE "SEWAGE TREATMENT SYSTEM RULES".
10. IF TREES OR BRUSH ARE TO BE REMOVED FROM SITE, FOLLOW LOCAL HEALTH DEPARTMENT REGULATIONS FOR REMOVAL.
11. GRAVEL BASE UNDER CENTRAL CONTROL UNIT IS TO BE DRAINED VIA 2" PVC PIPE, SCREENED AT INLET AND OUTLET. DISCHARGE TO BE AT GRADE DOWN SLOPE (TO ENSURE DRAINAGE OF SURFACE WATER FROM UNIT).
12. THE CONTRACTOR SHALL BE QUALIFIED TO INSTALL THIS TYPE OF SYSTEM BY THE MANUFACTURER AND SHALL HOLD A PRE-CONSTRUCTION MEETING WITH THE INDIVIDUALS RESPONSIBLE FOR SOIL EVALUATION, PERMITTING, AND INSPECTIONS PRIOR TO BEGINNING SITE WORK. THIS IS REQUIRED TO INSURE PROTECTION OF THE SITE CONDITIONS AND TO ENSURE THE SYSTEM IS INSTALLED ACCORDING TO DESIGN.
13. IF SITE CONDITIONS REQUIRE THE INSTALLATION OF THE SYSTEM TO DEVIATE FROM THESE PLANS, ALL SITE WORK SHALL STOP IMMEDIATELY AND THE DESIGNER SHALL BE NOTIFIED. ANY ONGOING WORK SHALL BE AT THE SOLE RESPONSIBILITY OF THE CONTRACTOR.
14. DRAINFIELD SUPPLY, RETURN AND MANIFOLD LINES TO BE INSTALLED AT ADEQUATE DEPTH TO PREVENT FREEZING, OR AT A MINIMUM OF 30" BELOW GRADE.
15. AREAS DESIGNATED FOR INSTALLATION AND REPLACEMENT SHALL BE UNDISTURBED AND BE PROTECTED FROM DAMAGE OR DISTRUBANCE. ANY DISTURBANCE OR DAMAGE OF THESE DESIGNATED AREAS MAY RESULT IN THE INVALIDATION OF THIS DESIGN PLAN. IF ANY DISTURBANCE OR DAMAGE HAS OCCURRED, INSTALLATION SHALL NOT PROCEED AND THE REGISTERED INSTALLER SHALL CONTACT THE OWNER, THE DRIP DISTRIBUTION RESPONSIBLE PARTY AND THE BOARD OF HEALTH.
16. AN AS-BUILT RECORD OF THE INSTALLATION IS REQUIRED FROM THE REGISTERED INSTALLER.

THIS PLAN SET AND ALL INFORMATION CONTAINED WITHIN SHALL NOT BE UTILIZED FOR ANY OTHER PURPOSE THAN THE SITING OF THE ONSITE WASTEWATER TREATMENT SYSTEM SHOWN HEREIN. PERMISSION IS HEREBY GRANTED TO THE OWNER AND/OR HIS AGENT FOR THE PURPOSE STATED ABOVE, ON THIS SPECIFIC LAND PARCEL ONLY. THIS DRAWING SET AND ALL THE INFORMATION CONTAINED WITHIN SHALL REMAIN THE PROPERTY OF STREAMKEY INC. AND SHALL NOT BE USED BY ANY PERSON OR FOR ANY OTHER PURPOSE WITHOUT THE EXPRESSED WRITTEN APPROVAL OF STREAMKEY INC.

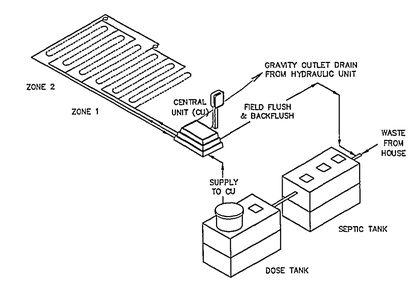

System Schematic
(Not Intended for Construction)

TITLE:	COVER PAGE MOUND INSTALLATION
	Homeowner Location County, Ohio
DR. BY: RKM	Engineered By: StreamKey Engineered Plumbing & Wastewater Solutions 10515 Reading Road Cincinnati, OH 45241 513-792-1221
CK BY: EJK	
DATE:	
SCALE: None	
SHEET NO. / FILE:	

REVISIONS	BY
REVISED HOUSE LOCATION APR. 01, 2009	WSO
REVISED SEPTIC PER STREAKEY APR. 07, 2009	WSO

Barrington CONSULTING GROUP, INC.
9114 TYLER BLVD., MENTOR, OHIO 44060
PHONE 440.205.1260 FAX 440.205.1262
www.BarringtonCGI.com

STEVEN J. PETRO
7991 AILEEN DR.
MENTOR, OHIO 44060
440-255-1211

SITE PLAN

SIL 4 PALOMINO TR., KIRTLAND, OHIO 44094
BRIDLEHURST ESTATES SUBDIVISION No. 3 VOL. Y PG. 31

PETRO RESIDENCE

DRAWN	WSO
CHECKED	DWN
DATE	OCT. 20, 2008
SCALE	1" = 20'
JOB NO.	08100
SHEET	2/3
OF	SHEETS

08100

FORM C:\SCIZ\LIBRARY\FORMS\24X36JM.DWG