

Grading Plan Approved
as shown and/or noted
THOMAS P. GILLES, P.E.
Lake County Engineer

By AMP Date 5-8-86

SITE PLAN

CONCORD TOWNSHIP LAKE COUNTY, OHIO

for: SHAMROCK CONSTRUCTION
CLIENT OWNER
8358 MENTOR AVENUE MENTOR 44060
ADDRESS STREET CITY ZIP

GRANDRIDGE POINTE SUBDIVISION	LOT	TRACT
SUBDIVISION 5 - 13 NAME	VOLUME	PAGE
15 GRANDRIDGE POINTE DR. STREET	PENN. PARCEL NO.	STREET

LEGEND	
SANITARY MANHOLE	--- (1) ---
STORM MANHOLE	--- (2) ---
INLET OR CATCH BASIN	--- (3) ---
HYDRANT	--- (4) ---
EXISTING CONTOURS	--- (5) ---
PROPOSED CONTOURS	--- (6) ---
EXIST. ELEV.	100.0
PROP. ELEV.	100.0
WATER VALVE (GAS)	--- (7) ---
WATER METER (GAS)	--- (8) ---
AS BUILT ELEVATION	100.0
INDICATES DIRECTION OF SURFACE DRAINAGE	--- (9) ---

REMARKS

ALL BOUNDARY DATA SHOWN WAS OBTAINED FROM IDEEDS, RECORDED SUBDIVISION PLAT OR OTHER PUBLIC RECORDS!

LOCATIONS AS SHOWN OF ADJACENT WELLS AND SEPTIC TANKS OBTAINED FROM LAKE COUNTY HEALTH DEPARTMENT

DESIGN CERTIFICATION

THIS PLAT WAS PREPARED BY ME, AND IS CORRECT TO THE BEST OF MY KNOWLEDGE AND BELIEF.

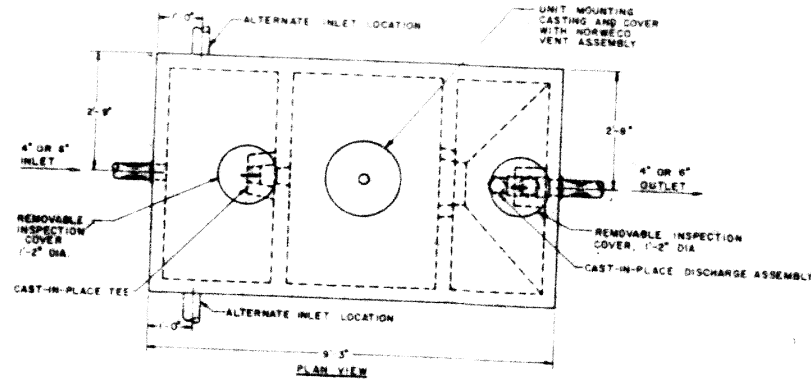
NAME SURVEYOR REGISTRATION NO.

S/L 15

WILDERNESS AREA

- A. To be installed in proposed area:
1. Sanitary Manhole
 2. Storm Manhole
 3. Inlet or Catch Basin
 4. Vent Pipe
- B. No further down or manholes to be disconnected from existing tanks.
- C. All tanks must be discharged into septic tanks.

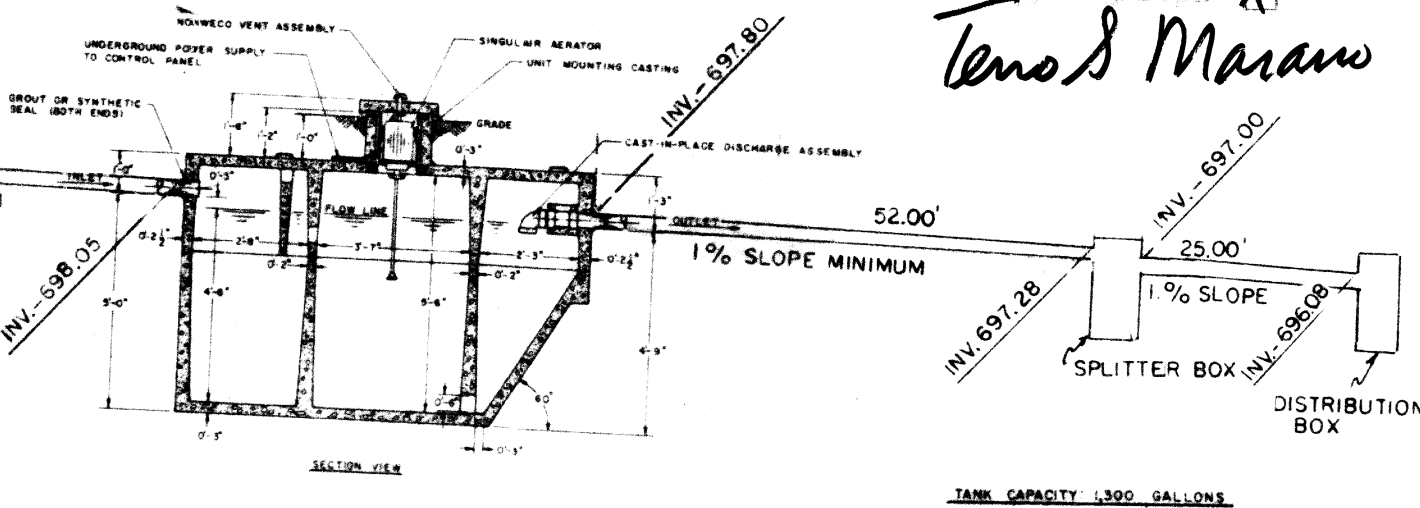
LOW YIELD WATER FIXTURES REQUIRED ON ALL:
Shower Head
Toilet



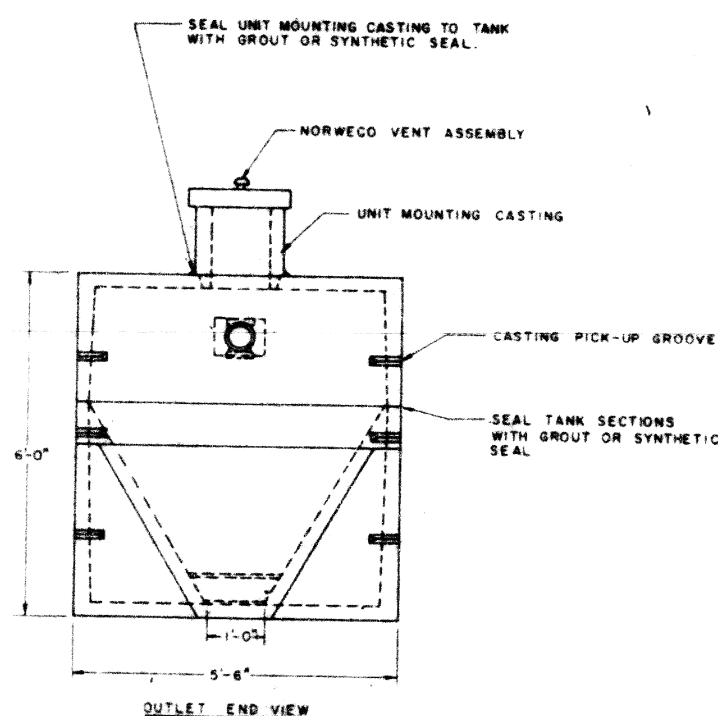
ZONING PERMIT #5209
ISSUED 5-6-86

SUBJECT TO APPROVAL BY:
Lake County Surveyor Eng. ☐
Lake County Engineer ☒
Lake County Planning Comm. ☐
Lake County Health Dept. ☒

Tenos Marano

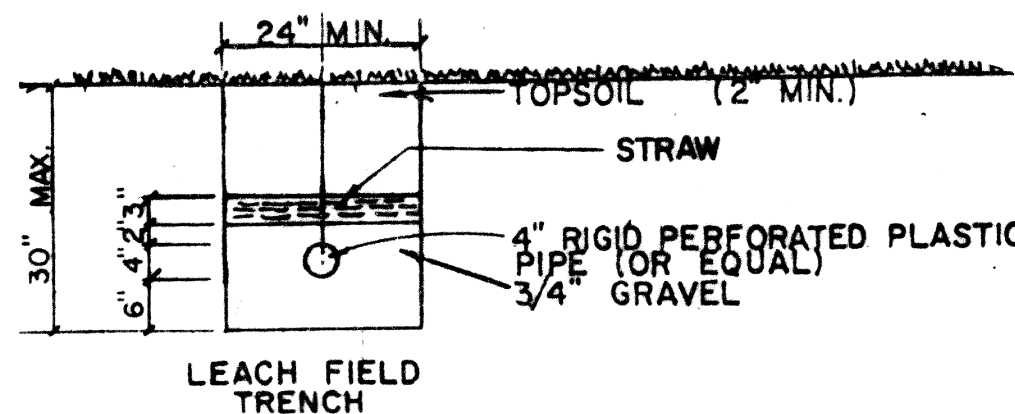


HYDRAULIC PROFILE
TYPICAL AERATION SYSTEM
NORWECO OR EQUAL



NOTES

1. FALL THROUGH PLANT FROM INLET TO OUTLET IS THREE INCHES. INLET INVERT IS TWELVE INCHES BELOW TANK TOP.
2. PRECAST RISERS MUST BE USED TO EXTEND UNIT MOUNTING CASTING TO GRADE.
3. ON DEEPER INSTALLATIONS INSPECTION COVER ON PRETREATMENT CHAMBER MUST BE DEVELOPED TO WITHIN TWELVE INCHES OF GRADE.
4. TANK REINFORCED PER ACI STANDARD 318-71.
5. REMOVABLE COVER ON RISER WEIGHS IN EXCESS OF SEVENTY FIVE POUNDS.
6. CONTACT LOCAL DISTRIBUTOR FOR ELECTRICAL REQUIREMENTS.



TYPICAL SECTION
SCALE 1/2" = 1' - 0"

GRANDRIDGE POINTE DRIVE 60'

REVISIONS			PLAN PREPARED BY:		
NO.	DATE	BY	DEBEVEC • SALO & ASSOCIATES, INC.		
1			172 NORTH ST. CLAIR STREET PAINESVILLE, OHIO		
2					
3			DRAWN BY L. L. B. W.M.	SCALE 1" = 20'	PHONE NO. 352-9250
4			CHK'D.	DATE APRIL 1986	DRAWING NO.
5			CREW CHIEF	APP'D.	6456 - 15