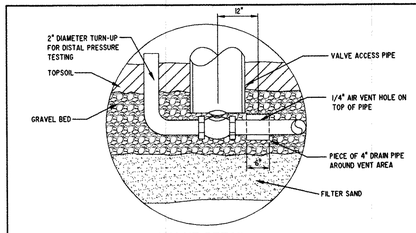

VALVE DETAIL

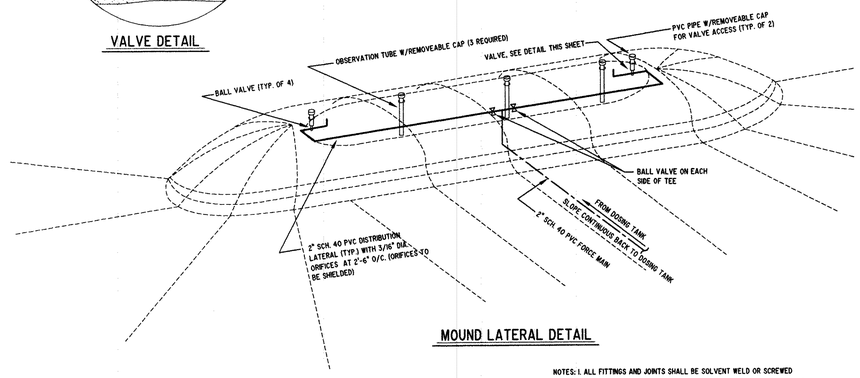

MOUND LATERAL DETAIL

NOTES: 1. ALL FITTINGS AND JOINTS SHALL BE SOLVENT WELD OR SCREWED

MOUND SAND FILL MUST MEET THE REQUIREMENTS OF FIGURE 5 (WISCONSIN MOUND SOIL ABSORPTION SYSTEM: SITTING, DESIGN AND CONSTRUCTION MANUAL) WHICH IS INCLUDED IN THE DESIGN PACKET. MOUND SAND LOADING RATE SHALL NOT EXCEED 1.0 GAL/DAY/SF. (PER MANUAL RECOMMENDATIONS)

MOUND CALCULATIONS

NIMBER OF BEDROOMS	3	
BASE FLOW RATE (GPD)	360	
DIVERSITY FACTOR	-	
DESIGN FLOW RATE (GPD)	360	
EFFECTIVE MOUND LENGTH	134.00'	
OVERALL MOUND LENGTH	154.68'	
DESIGN LINEAR LOADING RATE (GPD/LF)	2.70	
DESIGN SAND LOADING RATE (GPD/SF)	1.00	(0.90 PROPOSED)
MAXIMUM ALLOWABLE BASAL LOADING RATE (GPD/SF)	0.60	(0.36 PROPOSED) BASAL AREA =
ABSORPTION BED AREA (SF)	402	134.00' X (3.00' + 0.5(8.93')) = 1000.3 SF

NOTE: 1. THE ENTIRE MOUND SHALL HAVE A MIMIMUM OF 6" OF SETTLED TOPSOIL, BUT THE CENTER SHALL BE CROWNED TO 8" MINIMUM TO PROMOTE RUNOFF.

2. ORIFICES SHALL BE PLACED UPWARD EXCEPT FOR THE FIRST AND LAST ONE IN EACH LATERAL. EACH LATERAL SHALL BE PLACED INSIDE A 4" PERFORATED PIPE IN ORDER TO PROVIDE ORIFICE SHIELDING. OTHER SHIELDING METHODS MAY BE USED IF APPROVED BY THE LAKE COUNTY HEALTH DEPARTMENT.

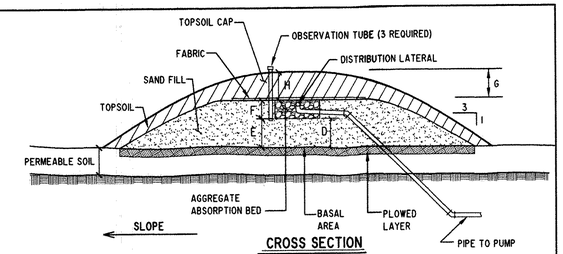

CROSS SECTION

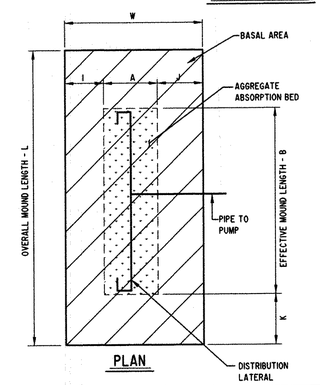

PLAN

MINIMUM DIMENSIONS

A =	3.00'
B =	134.00
D =	14.00"
E =	14.72"
F =	9"
G =	6"
H =	8" (SEE NOTE 1)
I =	8.93'
J =	8.75'
K =	10.34'
L =	154.68'
W =	20.68'

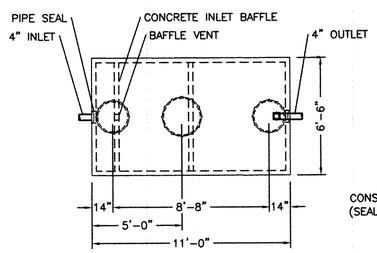

PLAN VIEW

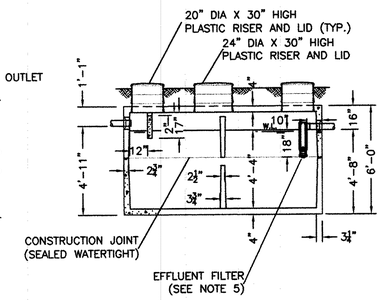

SECTION VIEW

(1500 GALLON VERSION TO BE MODIFIED & USED AS DOSING TANK)

NOTES:

1. REINFORCED PRECAST CONCRETE TO HAVE A COMPRESSIVE STRENGTH OF 5000 PSI @ 28 DAYS.
2. PRECAST CONCRETE TANK SHALL MEET OR EXCEED SPECIFICATIONS AS SET BY O.A.C. RULE 3701-293-11.
3. CONCRETE JOINT SEALANT CONFORMS TO ASTM C-990.
4. TANK SEALS CONFORM TO ASTM C-923.
5. EFFLUENT FILTER RETAINS SOLIDS GREATER THAN 1/16" AND CONFORMS TO ASTM C-1227. **(USE ZOELLER WW EFFLUENT FILTER)**
6. STAMP OR LABEL TOP OF TANK AS FOLLOWS:
   MACK INDUSTRIES LOGO
   2000 GAL. TANK CAPACITY
   DATE OF MANUFACTURE

STATE APPROVAL PENDING

DUAL COMPARTMENT 2000 GALLON SEPTIC TANK

O.D.H. 2007 COMPLIANCE, OAC RULE 3701-29-11

DRAWN BY: CJ	SCALE: 1/4"=1'-0"	DRAWING NO.:	
DATE: 4/5/07	REV:	D 1000 GAL	

MACK INDUSTRIES, INC.
201 COLUMBIA ROAD, VALLEY CITY, OHIO 44280 (330) 483-3111

THIS DRAWING IS THE PROPERTY OF MACK INDUSTRIES, INC., AND IT OR THE TECHNOLOGY CONTAINED HEREIN MAY NOT BE REPRODUCED NOR USED EXCEPT AS ORIGINALLY INTENDED WITHOUT THE EXPRESSED CONSENT OF MACK INDUSTRIES, INC.

MACK

TANK MANUFACTURER	
1500	29.41
GALLON TANK	GALS/INCH

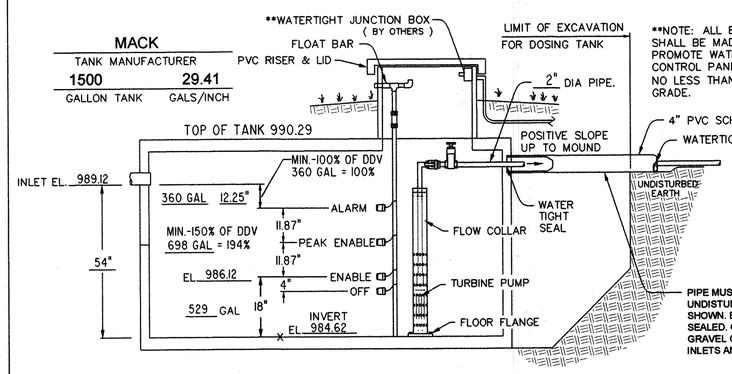

**NOTE: ALL ELECTRICAL CONNECTIONS SHALL BE MADE IN A MANNER TO PROMOTE WATERTIGHT CONNECTIONS. CONTROL PANEL SHALL BE MOUNTED NO LESS THAN 48" ABOVE FINISHED GRADE.

PIPE MUST BE SLEEVED FROM DOSING TANK TO UNDISTURBED EARTH WITH 4" SCH 40 PVC AS SHOWN. BOTH ENDS OF 4" PIPE SHOULD BE SEALED. OVERDIG SHOULD BE FILLED WITH GRAVEL OR GRANULAR MATERIAL AROUND TANK INLETS AND OUTLETS.

DOSING TANK DETAIL

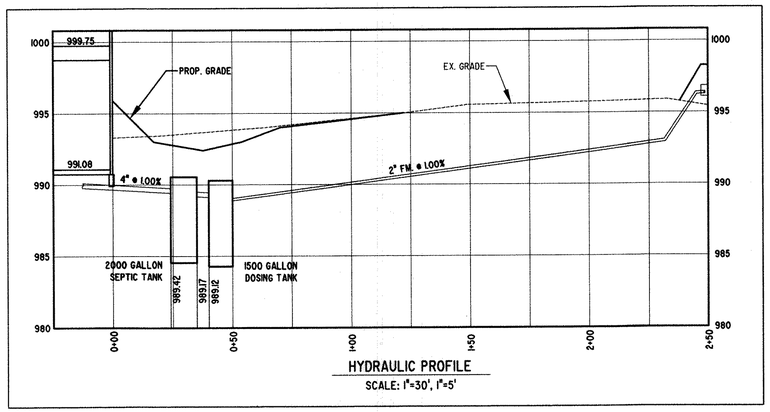

HYDRAULIC PROFILE

SCALE: 1"=30', 1"=5'

REVISIONS	BY
12/22/11	TDR

Barrington
CONSULTING GROUP, INC.
9114 TYLER BLVD., MENTOR, OHIO 44060
PHONE 440.205.1260 FAX 440.205.1262
www.BarringtonCGI.com

W.R. DAWSON CONSTRUCTION, LLC.
BILL DAWSON Jr.
759 LAKESHORE BLVD. UNIT F
PAINESVILLE, OHIO 44077
PH:440.223.4446/FAX440.639.9775

SITE PLAN

P.P. No. 08A003000340 GIRDLED RD.
CONCORD TWP., OHIO 44077

DRAWN	WSO
CHECKED	DWN
DATE	NOV. 23, 2011
SCALE	NONE
JOB NO.	11103
SHEET	2/2
OF	SHEETS

11103

FORM C:\SCIZ\LIBRARY\FORMS\24X36JM.DWG