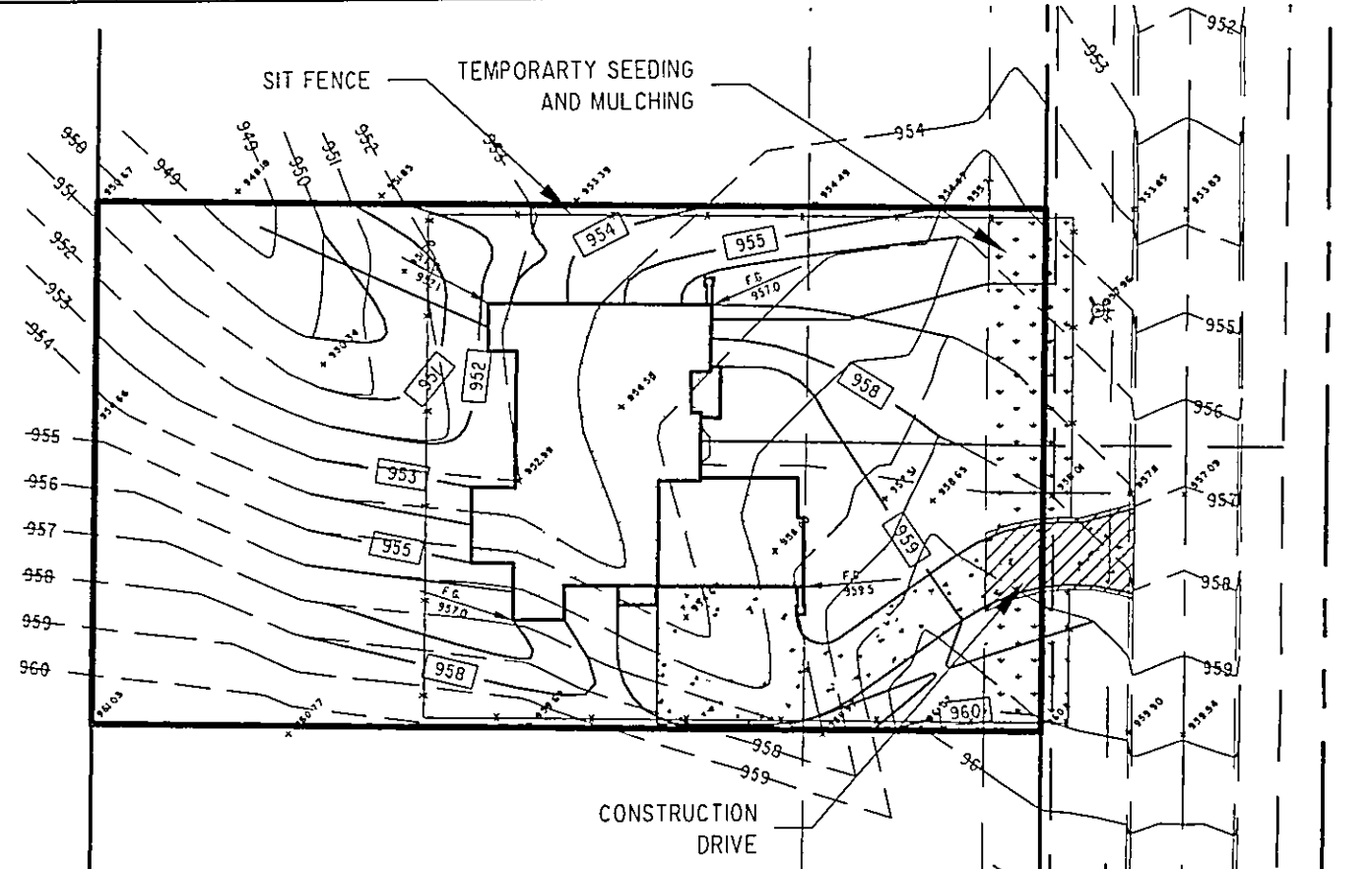


DRAWN
WSO
CHECKED
DWN
DATE
SEPT. 12, 2005
SCALE
1" = 30'
JOB NO
05100-42
SHEET
2/2
OF SHEETS



EROSION AND SEDIMENT CONTROL SCHEDULE

INGRESS-EGRESS

A STONE ACCESS DRIVE COMPLETE WITH UNDER LYING GEO-TEXTILE FABRIC (20 FEET WIDE AND 50 FEET LONG) FOR INGRESS AND EGRESS AT THE SITE SHALL BE INSTALLED. THIS DRIVE SHALL BE THE ONLY ENTRANCE AND EXIT TO THE SITE.

STREETS DIRECTLY ADJACENT TO THE CONSTRUCTION ENTRANCES AND RECEIVING TRAFFIC FROM THE DEVELOPMENT AREA, SHALL BE CLEANED DAILY TO REMOVE SEDIMENT TRACKED OFF-SITE. IF APPLICABLE, THE CATCH BASINS ON THESE STREETS NEAREST TO THE CONSTRUCTION ENTRANCES SHALL BE CLEANED WEEKLY.

SILT FENCE

SILT FENCE
ALL SILT FENCE SHALL BE INSTALLED PRIOR TO ANY EARTHWORK ACTIVITIES AT THE SITE IN THE LOCATIONS SHOWN ON THE SITE PLAN AS WELL AS ALONG THE FRONT OF ANY LOT THAT SLOPES TOWARDS THE STREET.

TEMPORARY SEEDING

TEMPORARY SEEDING
DISTURBED AREAS OF THE SITE THAT ARE TO REMAIN IDLE FOR MORE THAN TWENTY-ONE (21) DAYS SHALL BE PROPERLY SEEDDED AND STRAW MULCHED WITHIN SEVEN (7) DAYS OF COMPLETION OF INITIAL GRADING. TEMPORARY SEEDING AND MULCHING OF A THIRTY (30) FOOT STRIP OF THE ENTIRE FRONT OF THE LOT SHALL BE MAINTAINED ON THE SITE ONCE INITIAL GRADING IS COMPLETE.

STABILIZATION OF CRITICAL AREAS WITHIN FIFTY (50) FEET OF ANY STREAM OR WETLAND SHALL BE COMPLETE WITHIN TWO (2) DAYS OF THE DISTURBANCE IF THE SITE IS TO REMAIN INACTIVE FOR LONGER THAN FOURTEEN (14) DAYS.

MULCHING

STRAW-MULCH SHALL BE APPLIED AT A RATE OF 1 BALE PER EVERY TEN (10) FEET OF CURB, AT A WIDTH OF THIRTY (30) FEET OF THE ENTIRE LENGTH OF THE LOT. **WOOD CHIPS** MAY ALSO BE USED BUT MUST BE SPREAD AT A MINIMUM DEPTH OF FOUR INCHES OVER THE THIRTY-FOOT WIDTH AND MUST BE ACCOMPANIED BY A PROPERLY INSTALLED SILT FENCE.

MAINTENANCE

EROSION AND SEDIMENT CONTROLS SHALL BE INSPECTED EVERY SEVEN (7) DAYS OR WITHIN 24 HOURS OF A 0.5" OR GREATER RAINFALL EVENT. NECESSARY REPAIRS SHALL BE MADE AT THIS TIME.

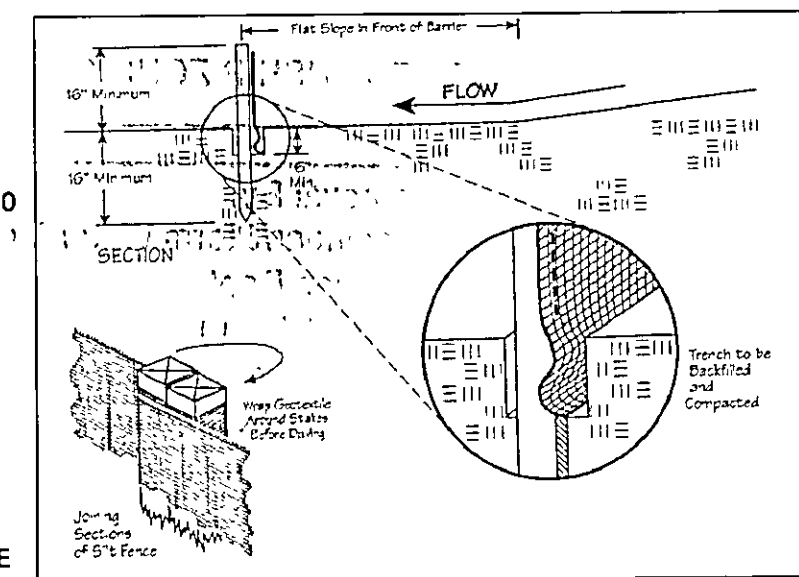
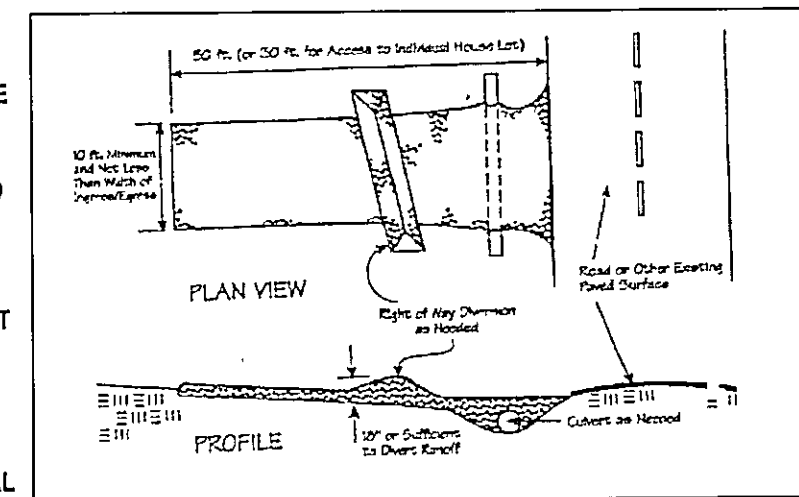
NOTE:

NOTE: ALL EROSION AND SEDIMENT CONTROL SPECIFICATIONS, APPLICATIONS, AND TIMETABLES ARE BASED ON THE DESCRIPTIONS AND STANDARDS OF THE OHIO DEPARTMENT OF NATURAL RESOURCES "RAINWATER AND LAND DEVELOPMENT MANUAL" AND CAN BE FOUND IN THE LAKE COUNTY EROSION AND SEDIMENT CONTROL RULES AS ADOPTED DECEMBER 21, 1999.

THE SPECIFIED EROSION AND SEDIMENT CONTROL STANDARDS ARE GENERAL GUIDELINES AND SHALL NOT LIMIT THE RIGHT OF THE COUNTY TO IMPOSE, AT ANY TIME, ADDITIONAL, MORE STRINGENT REQUIREMENTS. NOR SHALL THE STANDARDS LIMIT THE RIGHT OF THE COUNTY TO WAIVE, IN WRITING, INDIVIDUAL REQUIREMENTS.

TEMPORARY SEEDING SPECIFICATIONS			
SEEDING DATES	SPECIES	LB /1000 FT.	PER AC.
MARCH 1 TO AUGUST 15	OATS	3	4 BUSHEL
	TALL FESCUE	1	40 LB.
	ANNUAL RYEGRASS	1	40 LB.
	PERENNIAL RYEGRASS	1	40 LB.
	TALL FESCUE	1	40 LB.
	ANNUAL RYEGRASS	1	40 LB.
AUGUST 16 TO NOVEMBER 1	RYE	3	2 BUSHEL
	TALL FESCUE	1	40 LB.
	ANNUAL RYEGRASS	1	40 LB.
	WHEAT	3	2 BUSHEL
	TALL FESCUE	1	40 LB.
	ANNUAL RYEGRASS	1	40 LB.
	PERENNIAL RYEGRASS	1	40 LB.
	TALL FESCUE	1	40 LB.
	ANNUAL RYEGRASS	1	40 LB.
NOVEMBER 1 TO SPRING SEEDING	USE MULCH ONLY, SODDING PRACTICES OR DORMANT SEEDING.		

NOTE: OTHER APPROVED SEED SPECIES MAY BE SUBSTITUTED.



FORM W \BLOCKS\FORMS\BCGA3-SHARP.DWG